


**DO-214AC (SMA)**

| PRIMARY CHARACTERISTICS         |                                 |
|---------------------------------|---------------------------------|
| V <sub>BR</sub> uni-directional | 6.40 V to 231 V                 |
| V <sub>BR</sub> bi-directional  | 6.40 V to 231 V                 |
| V <sub>WM</sub>                 | 5.0 V to 188 V                  |
| P <sub>PPM</sub>                | 400 W, 300 W                    |
| I <sub>FSM</sub>                | 40 A                            |
| T <sub>J</sub> max.             | 150 °C                          |
| Polarity                        | Uni-directional, bi-directional |
| Package                         | DO-214AC (SMA)                  |

### DEVICES FOR BI-DIRECTION APPLICATIONS

For bi-directional use CA suffix (e.g. SMAJ10CA).  
 Electrical characteristics apply in both directions.

### FEATURES

- Low profile package
- Ideal for automated placement
- Glass passivated chip junction
- Available in uni-directional and bi-directional
- 400 W peak pulse power capability with a 10/1000  $\mu$ s waveform, repetitive rate (duty cycle): 0.01 % (300 W above 78 V)
- Excellent clamping capability
- Very fast response time
- Low incremental surge resistance
- Meets MSL level 1, per J-STD-020, LF maximum peak of 260 °C
- AEC-Q101 qualified

### TYPICAL APPLICATIONS

Use in sensitive electronics protection against voltage transients induced by inductive load switching and lighting on ICs, MOSFET, signal lines of sensor units for consumer, computer, industrial, automotive, and telecommunication.

### MECHANICAL DATA

**Case:** DO-214AC (SMA)

Molding compound meets UL 94 V-0 flammability rating  
 Base P/N-E3 - RoHS compliant, commercial grade  
 Base P/NHE3 - RoHS compliant, AEC-Q101 qualified

**Terminals:** Matte tin plated leads, solderable per J-STD-002 and JESD 22-B102

M3 suffix meets JESD 201 class 2 whisker test

**Polarity:** For uni-directional types the band denotes cathode end, no marking on bi-directional types

| MAXIMUM RATINGS (T <sub>A</sub> = 25 °C unless otherwise noted)                             |                                   |                |      |
|---|-----------------------------------|----------------|------|
| PARAMETER   | SYMBOL                            | VALUE          | UNIT |
| Peak pulse power dissipation with a 10/1000 $\mu$ s waveform <sup>(1)(2)</sup> (fig. 1)     | P <sub>PPM</sub>                  | 400            | W    |
| Peak pulse current with a waveform <sup>(1)</sup>   | I <sub>PPM</sub>                  | See next table | A    |
| Peak forward surge current 8.3 ms single half sine-wave uni-directional only <sup>(2)</sup> | I <sub>FSM</sub>                  | 40             | A    |
| Operating junction and storage temperature range  | T <sub>J</sub> , T <sub>STG</sub> | - 55 to + 150  | °C   |

#### Notes

<sup>(1)</sup> Non-repetitive current pulse, per fig. 3 and derated above T<sub>A</sub> = 25 °C per fig. 2. Rating is 300 W above 78 V

<sup>(2)</sup> Mounted on 0.2" x 0.2" (5.0 mm x 5.0 mm) copper pads to each terminal

**ELECTRICAL CHARACTERISTICS** ( $T_A = 25\text{ }^\circ\text{C}$  unless otherwise noted)

| DEVICE TYPE<br>型号 | DEVICE MARKING CODE<br>设备编码 |    | BREAKDOWN VOLTAGE<br>崩溃电压<br>$V_{BR}$ AT $I_T$ (1)<br>(V) |      | TEST CURRENT<br>$I_T$<br>测试电流<br>(mA) | STAND-OFF VOLTAGE<br>对峙电压<br>$V_{WM}$<br>(V) | MAXIMUM REVERSE LEAKAGE<br>最大反向泄露<br>AT $V_{WM}$<br>$I_D$ ( $\mu\text{A}$ ) (3) | MAXIMUM PEAK PULSE SURGE<br>最大峰值脉冲电流<br>CURRENT<br>$I_{PPM}$ (A) (2) | MAXIMUM CLAMPING VOLTAGE AT<br>最大限位电压<br>$I_{PPM}$<br>$V_C$ (V) |
|-------------------|-----------------------------|----|---|------|---------------------------------------|--|---|--|---|
|                   | UNI                         | BI | MIN.  | MAX. |                                       |  |   |  |   |
| SMAJ5.0A (5)      | AE                          | WE | 6.40  | 7.07 | 10                                    | 5.0  | 800   | 43.5   | 9.2   |
| SMAJ6.0A          | AG                          | WG | 6.67  | 7.37 | 10                                    | 6.0  | 800   | 38.8   | 10.3  |
| SMAJ6.5A          | AK                          | WK | 7.22  | 7.98 | 10                                    | 6.5  | 500   | 35.7   | 11.2  |
| SMAJ7.0A          | AM                          | WM | 7.78  | 8.60 | 10                                    | 7.0  | 200   | 33.3   | 12.0  |
| SMAJ7.5A          | AP                          | WP | 8.33  | 9.21 | 1.0                                   | 7.5  | 100   | 31.0   | 12.9  |
| SMAJ8.0A          | AR                          | WR | 8.89  | 9.83 | 1.0                                   | 8.0  | 50  | 29.4   | 13.6  |
| SMAJ8.5A          | AT                          | WT | 9.44  | 10.4 | 1.0                                   | 8.5  | 10  | 27.8   | 14.4  |
| SMAJ9.0A          | AV                          | WV | 10.0  | 11.1 | 1.0                                   | 9.0  | 5.0   | 26.0   | 15.4  |
| SMAJ10A           | AX                          | WX | 11.1  | 12.3 | 1.0                                   | 10   | 1.0   | 23.5   | 17.0  |
| SMAJ11A           | AZ                          | WZ | 12.2  | 13.5 | 1.0                                   | 11   | 1.0   | 22.0   | 18.2  |
| SMAJ12A           | BE                          | XE | 13.3  | 14.7 | 1.0                                   | 12   | 1.0   | 20.1   | 19.9  |
| SMAJ13A           | BG                          | XG | 14.4  | 15.9 | 1.0                                   | 13   | 1.0   | 18.6   | 21.5  |
| SMAJ14A           | BK                          | XK | 15.6  | 17.2 | 1.0                                   | 14   | 1.0   | 17.2   | 23.2  |
| SMAJ15A           | BM                          | XM | 16.7  | 18.5 | 1.0                                   | 15   | 1.0   | 16.4   | 24.4  |
| SMAJ16A           | BP                          | XP | 17.8  | 19.7 | 1.0                                   | 16   | 1.0   | 15.4   | 26.0  |
| SMAJ17A           | BR                          | XR | 18.9  | 20.9 | 1.0                                   | 17   | 1.0   | 14.5   | 27.6  |
| SMAJ18A           | BT                          | XT | 20.0  | 22.1 | 1.0                                   | 18   | 1.0   | 13.7   | 29.2  |
| SMAJ20A           | BV                          | XV | 22.2  | 24.5 | 1.0                                   | 20   | 1.0   | 12.3   | 32.4  |
| SMAJ22A           | BX                          | XX | 24.4  | 26.9 | 1.0                                   | 22   | 1.0   | 11.3   | 35.5  |
| SMAJ24A           | BZ                          | XZ | 26.7  | 29.5 | 1.0                                   | 24   | 1.0   | 10.3   | 38.9  |
| SMAJ26A           | CE                          | YE | 28.9  | 31.9 | 1.0                                   | 26   | 1.0   | 9.5  | 42.1  |
| SMAJ28A           | CG                          | YG | 31.1  | 34.4 | 1.0                                   | 28   | 1.0   | 8.8  | 45.4  |
| SMAJ30A           | CK                          | YK | 33.3  | 36.8 | 1.0                                   | 30   | 1.0   | 8.3  | 48.4  |
| SMAJ33A           | CM                          | YM | 36.7  | 40.6 | 1.0                                   | 33   | 1.0   | 7.5  | 53.3  |
| SMAJ36A           | CP                          | YP | 40.0  | 44.2 | 1.0                                   | 36   | 1.0   | 6.9  | 58.1  |
| SMAJ40A           | CR                          | YR | 44.4  | 49.1 | 1.0                                   | 40   | 1.0   | 6.2  | 64.5  |
| SMAJ43A           | CT                          | YT | 47.8  | 52.8 | 1.0                                   | 43   | 1.0   | 5.8  | 69.4  |
| SMAJ45A           | CV                          | YV | 50.0  | 55.3 | 1.0                                   | 45   | 1.0   | 5.5  | 72.7  |
| SMAJ48A           | CX                          | YX | 53.3  | 58.9 | 1.0                                   | 48   | 1.0   | 5.2  | 77.4  |
| SMAJ51A           | CZ                          | YZ | 56.7  | 62.7 | 1.0                                   | 51   | 1.0   | 4.9  | 82.4  |
| SMAJ54A           | RE                          | ZE | 60.0  | 66.3 | 1.0                                   | 54   | 1.0   | 4.6  | 87.1  |
| SMAJ58A           | RG                          | ZG | 64.4  | 71.2 | 1.0                                   | 58   | 1.0   | 4.3  | 93.6  |
| SMAJ60A           | RK                          | ZK | 66.7  | 73.7 | 1.0                                   | 60   | 1.0   | 4.1  | 96.8  |
| SMAJ64A           | RM                          | ZM | 71.1  | 78.6 | 1.0                                   | 64   | 1.0   | 3.9  | 103   |
| SMAJ70A           | RP                          | ZP | 77.8  | 86.0 | 1.0                                   | 70   | 1.0   | 3.5  | 113   |
| SMAJ75A           | RR                          | ZR | 83.3  | 92.1 | 1.0                                   | 75   | 1.0   | 3.3  | 121   |
| SMAJ78A           | RT                          | ZT | 86.7  | 95.8 | 1.0                                   | 78   | 1.0   | 3.2  | 126   |
| SMAJ85A           | RV                          | ZV | 94.4  | 104  | 1.0                                   | 85   | 1.0   | 2.2  | 137   |
| SMAJ90A           | RX                          | ZX | 100   | 111  | 1.0                                   | 90   | 1.0   | 2.1  | 146   |
| SMAJ100A          | RZ                          | ZZ | 111   | 123  | 1.0                                   | 100  | 1.0   | 1.9  | 162   |
| SMAJ110A          | SE                          | VE | 122   | 135  | 1.0                                   | 110  | 1.0   | 1.7  | 177   |
| SMAJ120A          | VG                          | VG | 133   | 147  | 1.0                                   | 120  | 1.0   | 1.6  | 193   |
| SMAJ130A          | VK                          | VK | 144   | 159  | 1.0                                   | 130  | 1.0   | 1.4  | 209   |
| SMAJ150A          | VM                          | VM | 167   | 185  | 1.0                                   | 150  | 1.0   | 1.2  | 243   |
| SMAJ160A          | SP                          | VP | 178   | 197  | 1.0                                   | 160  | 1.0   | 1.2  | 259   |
| SMAJ170A          | SR                          | VR | 189   | 209  | 1.0                                   | 170  | 1.0   | 1.09   | 275   |
| SMAJ188A          | SS                          | VS | 209   | 231  | 1.0                                   | 188  | 1.0   | 0.91   | 328   |

**Notes**

- (1) Pulse test:  $t_p \leq 50\text{ ms}$
- (2) Surge current waveform per fig. 3 and derate per fig. 2
- (3) For bi-directional types having  $V_{WM}$  of 10 V and less, the  $I_D$  limit is doubled
- (4) All terms and symbols are consistent with ANSI/IEEE C62.35
- (5) For the bi-directional SMAJ5.0CA, the maximum  $V_{BR}$  is 7.25 V
- (6)  $V_F = 3.5\text{ V}$  at  $I_F = 25\text{ A}$  (uni-directional only)

**THERMAL CHARACTERISTICS** ( $T_A = 25\text{ }^\circ\text{C}$  unless otherwise noted)

| PARAMETER  | SYMBOL          | VALUE | UNIT               |
|--|-----------------|-------|--------------------|
| Typical thermal resistance, junction to ambient <sup>(1)</sup> | $R_{\theta JA}$ | 120   | $^\circ\text{C/W}$ |
| Typical thermal resistance, junction to lead                   | $R_{\theta JL}$ | 30    | $^\circ\text{C/W}$ |

**Note**

(1) Mounted on minimum recommended pad layout

**ORDERING INFORMATION** (Example)

| PREFERRED P/N                 | UNIT WEIGHT (g) | PREFERRED PACKAGE CODE | BASE QUANTITY | DELIVERY MODE                      |
|-------------------------------|-----------------|------------------------|---------------|------------------------------------|
| SMAJ5.0A-E3/61                | 0.064           | 61                     | 1800          | 7" diameter plastic tape and reel  |
| SMAJ5.0A-E3/5A                | 0.064           | 5A                     | 7500          | 13" diameter plastic tape and reel |
| SMAJ5.0AHE3/61 <sup>(1)</sup> | 0.064           | 61                     | 1800          | 7" diameter plastic tape and reel  |
| SMAJ5.0AHE3/5A <sup>(1)</sup> | 0.064           | 5A                     | 7500          | 13" diameter plastic tape and reel |

**Note**

(1) AEC-Q101 qualified

**RATINGS AND CHARACTERISTICS CURVES** ( $T_A = 25\text{ }^\circ\text{C}$  unless otherwise noted)

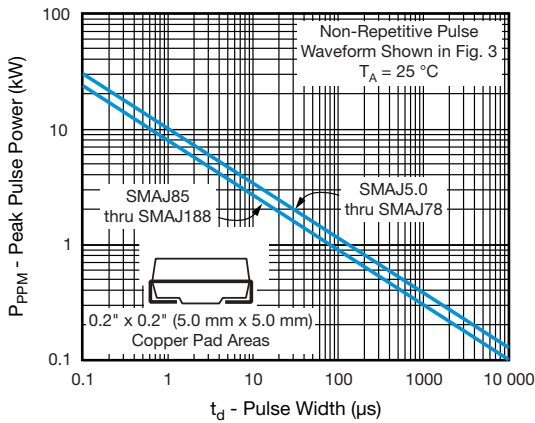


Fig. 1 - Peak Pulse Power Rating Curve

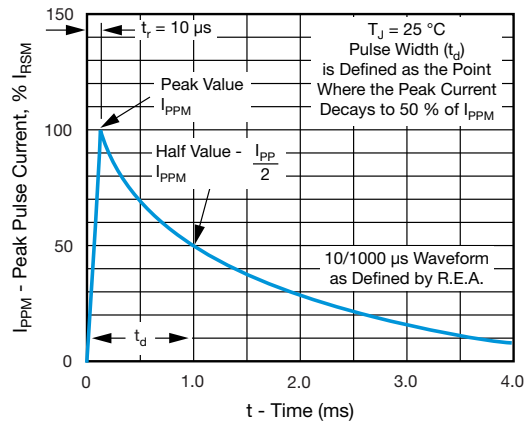


Fig. 3 - Pulse Waveform

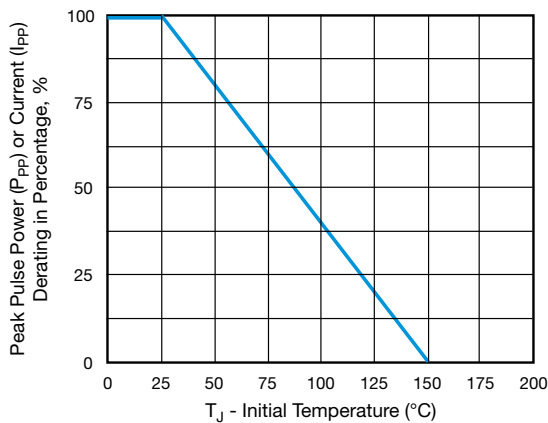


Fig. 2 - Pulse Power or Current vs. Initial Junction Temperature

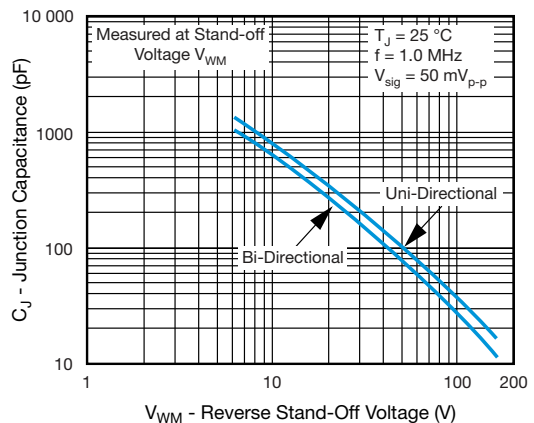


Fig. 4 - Typical Junction Capacitance

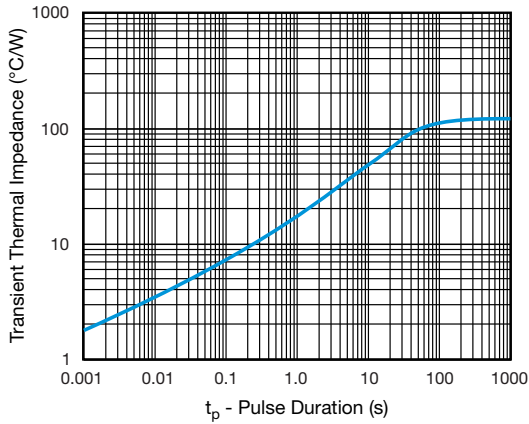


Fig. 5 - Typical Transient Thermal Impedance

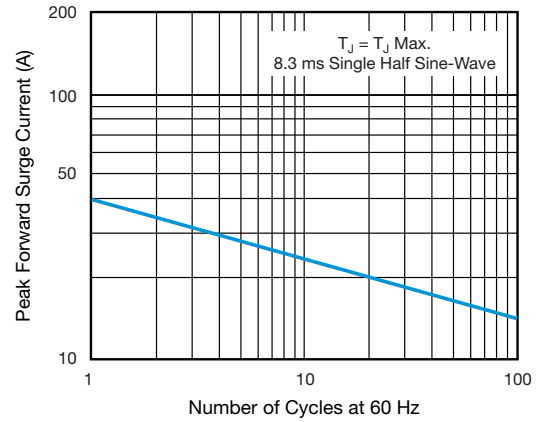
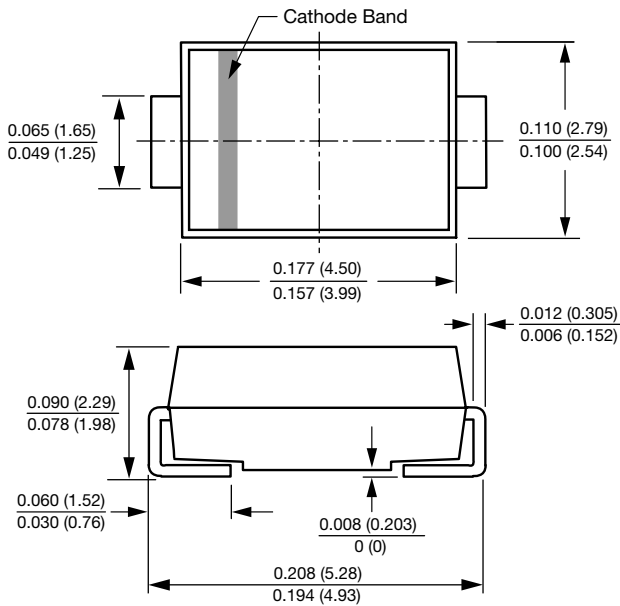


Fig. 6 - Maximum Non-Repetitive Forward Surge Current  
Uni-Directional Only

**PACKAGE OUTLINE DIMENSIONS** in inches (millimeters)

**DO-214AC (SMA)**



**Mounting Pad Layout**

